













# SPOTlight: School Year 2022-2023

Edwin Forrest School			
School Code	8250	Principal Name	Vance Quitman Mcnear
Sector	District	Address	7300 Cottage St
Network	Network 12	Phone	215 400 3330
Report Type	Elementary School	Admission Category	Catchment
Receives HS Report	No	October 1 Enrollment	782
Grades in Report	K 5		
Website	forrest.philasd.org		

## School Performance Outcomes Table

CONDITIONS FOR SUCCESS				
Metric Name	2021-22 Results	2022-23 Results	2022-23 Progress	Metric Description
Student Attendance	61.3%	54.7%	-6.6 %-pts 	Percentage of students attending 90% or more of instructional days
Teacher Attendance	74.5%	76.8%	+2.3 %-pts 	Percentage of teachers attending 90% or more of work days
Student Dropouts (Grades 7-8)	Not Applicable			Number of students no longer enrolled, and who did not transfer or graduate

ACADEMIC GOALS						
Metric Name	2021-22 Results	2022-23 Results	2022-23 Progress	2021-22 Results	2022-23 Results	2022-23 Progress
<b>Goals 1-3: Grades 3-8</b>	<b>PSSA/PASA Proficient or Advanced</b>			<b>PSSA/PASA Below Basic</b>		
Grade 3 Reading	21.8%	23.3%	+1.5 %-pts 	37.9%	29.2%	-8.7 %-pts 
Grade 3 - 8 Reading	23.3%	24.4%	+1.1 %-pts 	42.6%	32.4%	-10.2 %-pts 
Grade 3 Math	9.2%	16.5%	+7.3 %-pts 	71.7%	58.7%	-13.0 %-pts 
Grade 3 - 8 Math	10.1%	16.7%	+6.6 %-pts 	64.7%	54.0%	-10.8 %-pts 
Grade 4 and 8 Science	39.7%	39.8%	+0.1 %-pts 	23.3%	25.4%	+2.1 %-pts 

All SPOTlight indicator colors are based on unrounded changes in results. Percentage point changes are rounded to the nearest tenth for display.

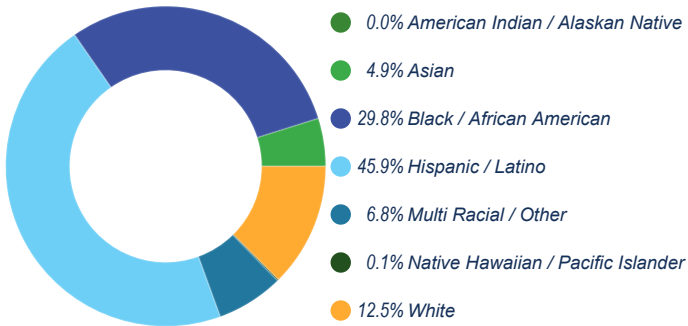
SPOTlight Legend:	Improving 	Maintaining 	Not Improving 
-------------------	---	--	---

# Edwin Forrest School

## 2022-2023 SCHOOL PROGRESS REPORT ON EDUCATION AND EQUITY

School Code | 8250 Sector | District Network | Network 12  
 Principal Name | Vance Quitman-Mcnear  
 Address | 7300 Cottage St Phone | 215-400-3330  
 Website | forrest.philasd.org Report Type | Elementary School  
 Grades in Report | K-5 Admissions Category | Catchment  
 Receives HS Report | No Oct 1 Enrollment | 782

### Student Enrollment and Demographics



**881**  
# of Students Served Over the Full Year

**13.2%**  
% of Students with IEPs

**28.0%**  
% of Students Identified as English Learners

**83.0%**  
% of Students Identified as Economically Disadvantaged

### Student Attendance

**24.7%**  
% of Students Attending at Least 95% of Instructional Days

**54.7%**  
% of Students Attending at Least 90% of Instructional Days

Score Level	Performance	Improvement	Level
<b>Not Applicable for 2022-2023</b>			
<b>Performance</b> Insufficient Data for Score	<b>Black / African American</b>		Insufficient Data for Score   <b>90.0%</b>   NA
	<b>Hispanic / Latino</b>		Insufficient Data for Score   <b>70.0%</b>   NA
<b>Improvement</b> Improving in 9 out of 13 Eligible Metrics <b>69.2%</b>	<b>Multi Racial / Other</b>		Insufficient Data for Score   Insufficient Data for Score   NA
	<b>White</b>		Insufficient Data for Score   Insufficient Data for Score   NA
<b>Goal Performance (All Students)</b>			
<b>GOAL 1   PSSA ELA: % of Students Proficient or Advanced, Grades 3-8</b>			
<b>Score: 24.4%</b>			
<span style="background-color: #28a745; color: white; padding: 5px; border-radius: 15px;">IMPROVING</span> +1.1 From Prior Year <span style="color: green; font-size: 24px;">✓</span>			
<b>GOAL 2   PSSA ELA: % of Students Proficient or Advanced, Grade 3</b>			
<b>Score: 23.3%</b>			
<span style="background-color: #28a745; color: white; padding: 5px; border-radius: 15px;">IMPROVING</span> +1.5 From Prior Year <span style="color: green; font-size: 24px;">✓</span>			
<b>GOAL 3   PSSA Math: % of Students Proficient or Advanced, Grades 3-8</b>			
<b>Score: 16.7%</b>			
<span style="background-color: #28a745; color: white; padding: 5px; border-radius: 15px;">IMPROVING</span> +6.6 From Prior Year <span style="color: green; font-size: 24px;">✓</span>			
<span style="color: green; font-size: 20px;">●</span> Improving <span style="color: orange; font-size: 20px;">●</span> Maintaining		<span style="color: red; font-size: 20px;">●</span> Not Improving <span style="color: grey; font-size: 20px;">●</span> Not Applicable	
<b>English Learners</b>			
Insufficient Data for Score		<b>60.0%</b>	NA
<b>Students with IEPs</b>			
Insufficient Data for Score		Insufficient Data for Score   NA	
<b>Economically Disadvantaged</b>			
Insufficient Data for Score		<b>70.0%</b>	NA

# Climate, Culture & Opportunity

## Conditions for Success

School Code | 8250 School Name | Edwin Forrest School

### % of Students Attending 90%+ of Days

#### All Students

881 Students

**Score: 54.7%**



NOT IMPROVING

-6.6 From Prior Year



### % of Students Attending

Greater Than 95% of Instructional Days

24.7%

90-95% of Instructional Days

30.0%

85-90% of Instructional Days

19.9%

80-85% of Instructional Days

9.7%

Less than 80% of Instructional Days

15.8%

### Number of Dropouts

#### All Students

Grades 7-8

Not Applicable

### % of Students Receiving Zero Out-of-School Suspensions

#### All Students

881 Students

**Score: 98.9%**



MAINTAINING

-0.2 From Prior Year



\* Schools that are performing at the most positive value for a metric automatically receive a label of "Improving", even if no change in performance occurred.

# Climate, Culture & Opportunity

## Conditions for Success

School Code | 8250 School Name | Edwin Forrest School

### % of Teachers Attending 90%+ of Days

#### All Teachers

56 Teachers

Score: 76.8%



IMPROVING

+2.3 From Prior Year



### Additional Teacher Metrics

4.0%

% of Teachers Rated as Distinguished

96.0%

% of Teachers Rated as Proficient

80.3%

Year-to-Year Teacher Retention

\* Schools that are performing at the most positive value for a metric automatically receive a label of "Improving", even if no change in performance occurred.

# Reading: Every Student Reads On or Above Grade Level

## Goal 1 - PSSA Reading Proficiency, Grades 3-8

School Code | 8250 School Name | Edwin Forrest School

PSSA ELA: % of Students Proficient or Advanced, Grades 3-8	PSSA ELA: % of Students Below Basic, Grades 3-8
<b>All Students</b> <i>86 out of 352 Students</i> <b>Score: 24.4%</b> <div style="display: flex; align-items: center; gap: 10px;"> <div style="background-color: #28a745; color: white; padding: 5px 10px; border-radius: 15px;">IMPROVING</div> <div style="text-align: center;">+1.1 From Prior Year</div> <div style="color: green; font-size: 24px;">✓</div> </div>	<b>All Students</b> <i>114 out of 352 Students</i> <b>Score: 32.4%</b> <div style="display: flex; align-items: center; gap: 10px;"> <div style="background-color: #28a745; color: white; padding: 5px 10px; border-radius: 15px;">IMPROVING</div> <div style="text-align: center;">-10.2 From Prior Year</div> <div style="color: green; font-size: 24px;">✓</div> </div>
<b>Black / African American</b> <i>23 out of 118 Students</i> <b>Score: 19.5%</b> <div style="display: flex; align-items: center; gap: 10px;"> <div style="background-color: #28a745; color: white; padding: 5px 10px; border-radius: 15px;">IMPROVING</div> <div style="text-align: center;">+4.1 From Prior Year</div> <div style="color: green; font-size: 24px;">✓</div> </div>	<b>Black / African American</b> <i>47 out of 118 Students</i> <b>Score: 39.8%</b> <div style="display: flex; align-items: center; gap: 10px;"> <div style="background-color: #28a745; color: white; padding: 5px 10px; border-radius: 15px;">IMPROVING</div> <div style="text-align: center;">-7.2 From Prior Year</div> <div style="color: green; font-size: 24px;">✓</div> </div>
<b>Hispanic / Latino</b> <i>37 out of 154 Students</i> <b>Score: 24.0%</b> <div style="display: flex; align-items: center; gap: 10px;"> <div style="background-color: #ffc107; color: white; padding: 5px 10px; border-radius: 15px;">MAINTAINING</div> <div style="text-align: center;">+0.6 From Prior Year</div> <div style="color: orange; font-size: 24px;">—</div> </div>	<b>Hispanic / Latino</b> <i>48 out of 154 Students</i> <b>Score: 31.2%</b> <div style="display: flex; align-items: center; gap: 10px;"> <div style="background-color: #28a745; color: white; padding: 5px 10px; border-radius: 15px;">IMPROVING</div> <div style="text-align: center;">-15.6 From Prior Year</div> <div style="color: green; font-size: 24px;">✓</div> </div>
<b>Multi Racial / Other</b> <p style="text-align: center; color: gray;">Insufficient Sample</p>	<b>Multi Racial / Other</b> <p style="text-align: center; color: gray;">Insufficient Sample</p>
<b>White</b> <i>10 out of 42 Students</i> <b>Score: 23.8%</b> <div style="display: flex; align-items: center; gap: 10px;"> <div style="background-color: #dc3545; color: white; padding: 5px 10px; border-radius: 15px;">NOT IMPROVING</div> <div style="text-align: center;">-2.3 From Prior Year</div> <div style="color: red; font-size: 24px;">✗</div> </div>	<b>White</b> <i>12 out of 42 Students</i> <b>Score: 28.6%</b> <div style="display: flex; align-items: center; gap: 10px;"> <div style="background-color: #28a745; color: white; padding: 5px 10px; border-radius: 15px;">IMPROVING</div> <div style="text-align: center;">-6.2 From Prior Year</div> <div style="color: green; font-size: 24px;">✓</div> </div>
<b>American Indian / Alaskan Native</b> <p style="text-align: center; color: gray;">Insufficient Sample</p>	<b>American Indian / Alaskan Native</b> <p style="text-align: center; color: gray;">Insufficient Sample</p>
<b>Asian</b> <p style="text-align: center; color: gray;">Insufficient Sample</p>	<b>Asian</b> <p style="text-align: center; color: gray;">Insufficient Sample</p>
<b>Native Hawaiian / Pacific Islander</b> <p style="text-align: center; color: gray;">Insufficient Sample</p>	<b>Native Hawaiian / Pacific Islander</b> <p style="text-align: center; color: gray;">Insufficient Sample</p>
<b>English Learners</b> <i>15 out of 92 Students</i> <b>Score: 16.3%</b> <div style="display: flex; align-items: center; gap: 10px;"> <div style="background-color: #dc3545; color: white; padding: 5px 10px; border-radius: 15px;">NOT IMPROVING</div> <div style="text-align: center;">-1.3 From Prior Year</div> <div style="color: red; font-size: 24px;">✗</div> </div>	<b>English Learners</b> <i>34 out of 92 Students</i> <b>Score: 37.0%</b> <div style="display: flex; align-items: center; gap: 10px;"> <div style="background-color: #28a745; color: white; padding: 5px 10px; border-radius: 15px;">IMPROVING</div> <div style="text-align: center;">-9.0 From Prior Year</div> <div style="color: green; font-size: 24px;">✓</div> </div>
<b>Students with IEPs</b> <i>3 out of 45 Students</i> <b>Score: 6.7%</b> <div style="display: flex; align-items: center; gap: 10px;"> <div style="background-color: #28a745; color: white; padding: 5px 10px; border-radius: 15px;">IMPROVING</div> <div style="text-align: center;">+1.1 From Prior Year</div> <div style="color: green; font-size: 24px;">✓</div> </div>	<b>Students with IEPs</b> <i>30 out of 45 Students</i> <b>Score: 66.7%</b> <div style="display: flex; align-items: center; gap: 10px;"> <div style="background-color: #28a745; color: white; padding: 5px 10px; border-radius: 15px;">IMPROVING</div> <div style="text-align: center;">-14.8 From Prior Year</div> <div style="color: green; font-size: 24px;">✓</div> </div>
<b>Economically Disadvantaged</b> <i>72 out of 297 Students</i> <b>Score: 24.2%</b> <div style="display: flex; align-items: center; gap: 10px;"> <div style="background-color: #28a745; color: white; padding: 5px 10px; border-radius: 15px;">IMPROVING</div> <div style="text-align: center;">+2.0 From Prior Year</div> <div style="color: green; font-size: 24px;">✓</div> </div>	<b>Economically Disadvantaged</b> <i>98 out of 297 Students</i> <b>Score: 33.0%</b> <div style="display: flex; align-items: center; gap: 10px;"> <div style="background-color: #28a745; color: white; padding: 5px 10px; border-radius: 15px;">IMPROVING</div> <div style="text-align: center;">-10.0 From Prior Year</div> <div style="color: green; font-size: 24px;">✓</div> </div>

\* Schools that are performing at the most positive value for a metric automatically receive a label of "Improving", even if no change in performance occurred.

# Reading: Every Student Reads On or Above Grade Level

## Goal 2 - PSSA Reading Proficiency, Grade 3

School Code | 8250 School Name | Edwin Forrest School

PSSA ELA: % of Students Proficient or Advanced, Grade 3	PSSA ELA: % of Students Below Basic, Grade 3
<b>All Students</b> 28 out of 120 Students <b>Score: 23.3%</b> <div style="display: flex; align-items: center; gap: 10px;"> <div style="background-color: #28a745; color: white; padding: 5px 10px; border-radius: 15px;">IMPROVING</div> <div style="text-align: center;">+1.5 From Prior Year</div> <div style="color: green; font-size: 24px;">✓</div> </div>	<b>All Students</b> 35 out of 120 Students <b>Score: 29.2%</b> <div style="display: flex; align-items: center; gap: 10px;"> <div style="background-color: #28a745; color: white; padding: 5px 10px; border-radius: 15px;">IMPROVING</div> <div style="text-align: center;">-8.7 From Prior Year</div> <div style="color: green; font-size: 24px;">✓</div> </div>
<b>Black / African American</b> 10 out of 39 Students <b>Score: 25.6%</b> <div style="display: flex; align-items: center; gap: 10px;"> <div style="background-color: #28a745; color: white; padding: 5px 10px; border-radius: 15px;">IMPROVING</div> <div style="text-align: center;">+20.2 From Prior Year</div> <div style="color: green; font-size: 24px;">✓</div> </div>	<b>Black / African American</b> 15 out of 39 Students <b>Score: 38.5%</b> <div style="display: flex; align-items: center; gap: 10px;"> <div style="background-color: #28a745; color: white; padding: 5px 10px; border-radius: 15px;">IMPROVING</div> <div style="text-align: center;">-12.9 From Prior Year</div> <div style="color: green; font-size: 24px;">✓</div> </div>
<b>Hispanic / Latino</b> 8 out of 47 Students <b>Score: 17.0%</b> <div style="display: flex; align-items: center; gap: 10px;"> <div style="background-color: #dc3545; color: white; padding: 5px 10px; border-radius: 15px;">NOT IMPROVING</div> <div style="text-align: center;">-7.1 From Prior Year</div> <div style="color: red; font-size: 24px;">✗</div> </div>	<b>Hispanic / Latino</b> 12 out of 47 Students <b>Score: 25.5%</b> <div style="display: flex; align-items: center; gap: 10px;"> <div style="background-color: #28a745; color: white; padding: 5px 10px; border-radius: 15px;">IMPROVING</div> <div style="text-align: center;">-9.0 From Prior Year</div> <div style="color: green; font-size: 24px;">✓</div> </div>
<b>Multi Racial / Other</b> Insufficient Sample	<b>Multi Racial / Other</b> Insufficient Sample
<b>White</b> Insufficient Sample	<b>White</b> Insufficient Sample
<b>American Indian / Alaskan Native</b> Insufficient Sample	<b>American Indian / Alaskan Native</b> Insufficient Sample
<b>Asian</b> Insufficient Sample	<b>Asian</b> Insufficient Sample
<b>Native Hawaiian / Pacific Islander</b> Insufficient Sample	<b>Native Hawaiian / Pacific Islander</b> Insufficient Sample
<b>English Learners</b> 4 out of 34 Students <b>Score: 11.8%</b> <div style="display: flex; align-items: center; gap: 10px;"> <div style="background-color: #dc3545; color: white; padding: 5px 10px; border-radius: 15px;">NOT IMPROVING</div> <div style="text-align: center;">-14.9 From Prior Year</div> <div style="color: red; font-size: 24px;">✗</div> </div>	<b>English Learners</b> 11 out of 34 Students <b>Score: 32.4%</b> <div style="display: flex; align-items: center; gap: 10px;"> <div style="background-color: #dc3545; color: white; padding: 5px 10px; border-radius: 15px;">NOT IMPROVING</div> <div style="text-align: center;">+5.7 From Prior Year</div> <div style="color: red; font-size: 24px;">✗</div> </div>
<b>Students with IEPs</b> Insufficient Sample	<b>Students with IEPs</b> Insufficient Sample
<b>Economically Disadvantaged</b> 24 out of 104 Students <b>Score: 23.1%</b> <div style="display: flex; align-items: center; gap: 10px;"> <div style="background-color: #ffc107; color: white; padding: 5px 10px; border-radius: 15px;">MAINTAINING</div> <div style="text-align: center;">+1.0 From Prior Year</div> <div style="color: orange; font-size: 24px;">—</div> </div>	<b>Economically Disadvantaged</b> 31 out of 104 Students <b>Score: 29.8%</b> <div style="display: flex; align-items: center; gap: 10px;"> <div style="background-color: #28a745; color: white; padding: 5px 10px; border-radius: 15px;">IMPROVING</div> <div style="text-align: center;">-7.7 From Prior Year</div> <div style="color: green; font-size: 24px;">✓</div> </div>

\* Schools that are performing at the most positive value for a metric automatically receive a label of "Improving", even if no change in performance occurred.

# Math & Science: Every Student Performs On or Above Grade Level

## Goal 3 - PSSA Math Proficiency, Grades 3-8

School Code | 8250 School Name | Edwin Forrest School

PSSA Math: % of Students Proficient or Advanced, Grades 3-8	PSSA Math: % of Students Below Basic, Grades 3-8
<b>All Students</b> <i>59 out of 354 Students</i> <b>Score: 16.7%</b> <div style="display: flex; align-items: center; gap: 10px;"> <div style="background-color: #28a745; color: white; border-radius: 10px; padding: 5px 10px;">IMPROVING</div> <div style="text-align: center;">+6.6 From Prior Year</div> <div style="color: green; font-size: 24px;">✓</div> </div>	<b>All Students</b> <i>191 out of 354 Students</i> <b>Score: 54.0%</b> <div style="display: flex; align-items: center; gap: 10px;"> <div style="background-color: #28a745; color: white; border-radius: 10px; padding: 5px 10px;">IMPROVING</div> <div style="text-align: center;">-10.8 From Prior Year</div> <div style="color: green; font-size: 24px;">✓</div> </div>
<b>Black / African American</b> <i>11 out of 113 Students</i> <b>Score: 9.7%</b> <div style="display: flex; align-items: center; gap: 10px;"> <div style="background-color: #28a745; color: white; border-radius: 10px; padding: 5px 10px;">IMPROVING</div> <div style="text-align: center;">+5.3 From Prior Year</div> <div style="color: green; font-size: 24px;">✓</div> </div>	<b>Black / African American</b> <i>72 out of 113 Students</i> <b>Score: 63.7%</b> <div style="display: flex; align-items: center; gap: 10px;"> <div style="background-color: #28a745; color: white; border-radius: 10px; padding: 5px 10px;">IMPROVING</div> <div style="text-align: center;">-11.7 From Prior Year</div> <div style="color: green; font-size: 24px;">✓</div> </div>
<b>Hispanic / Latino</b> <i>22 out of 159 Students</i> <b>Score: 13.8%</b> <div style="display: flex; align-items: center; gap: 10px;"> <div style="background-color: #28a745; color: white; border-radius: 10px; padding: 5px 10px;">IMPROVING</div> <div style="text-align: center;">+6.9 From Prior Year</div> <div style="color: green; font-size: 24px;">✓</div> </div>	<b>Hispanic / Latino</b> <i>89 out of 159 Students</i> <b>Score: 56.0%</b> <div style="display: flex; align-items: center; gap: 10px;"> <div style="background-color: #28a745; color: white; border-radius: 10px; padding: 5px 10px;">IMPROVING</div> <div style="text-align: center;">-10.3 From Prior Year</div> <div style="color: green; font-size: 24px;">✓</div> </div>
<b>Multi Racial / Other</b> <i>7 out of 21 Students</i> <b>Score: 33.3%</b> <div style="display: flex; align-items: center; gap: 10px;"> <div style="background-color: #6c757d; color: white; border-radius: 10px; padding: 5px 10px;">Not Applicable</div> <div style="text-align: center;">No Data Prior Year</div> <div style="color: gray; font-size: 24px;">○</div> </div>	<b>Multi Racial / Other</b> <i>6 out of 21 Students</i> <b>Score: 28.6%</b> <div style="display: flex; align-items: center; gap: 10px;"> <div style="background-color: #6c757d; color: white; border-radius: 10px; padding: 5px 10px;">Not Applicable</div> <div style="text-align: center;">No Data Prior Year</div> <div style="color: gray; font-size: 24px;">○</div> </div>
<b>White</b> <i>11 out of 42 Students</i> <b>Score: 26.2%</b> <div style="display: flex; align-items: center; gap: 10px;"> <div style="background-color: #28a745; color: white; border-radius: 10px; padding: 5px 10px;">IMPROVING</div> <div style="text-align: center;">+2.4 From Prior Year</div> <div style="color: green; font-size: 24px;">✓</div> </div>	<b>White</b> <i>23 out of 42 Students</i> <b>Score: 54.8%</b> <div style="display: flex; align-items: center; gap: 10px;"> <div style="background-color: #28a745; color: white; border-radius: 10px; padding: 5px 10px;">IMPROVING</div> <div style="text-align: center;">-2.3 From Prior Year</div> <div style="color: green; font-size: 24px;">✓</div> </div>
<b>American Indian / Alaskan Native</b> <div style="text-align: center; padding: 10px 0;">Insufficient Sample</div>	<b>American Indian / Alaskan Native</b> <div style="text-align: center; padding: 10px 0;">Insufficient Sample</div>
<b>Asian</b> <div style="text-align: center; padding: 10px 0;">Insufficient Sample</div>	<b>Asian</b> <div style="text-align: center; padding: 10px 0;">Insufficient Sample</div>
<b>Native Hawaiian / Pacific Islander</b> <div style="text-align: center; padding: 10px 0;">Insufficient Sample</div>	<b>Native Hawaiian / Pacific Islander</b> <div style="text-align: center; padding: 10px 0;">Insufficient Sample</div>
<b>English Learners</b> <i>13 out of 97 Students</i> <b>Score: 13.4%</b> <div style="display: flex; align-items: center; gap: 10px;"> <div style="background-color: #28a745; color: white; border-radius: 10px; padding: 5px 10px;">IMPROVING</div> <div style="text-align: center;">+5.9 From Prior Year</div> <div style="color: green; font-size: 24px;">✓</div> </div>	<b>English Learners</b> <i>54 out of 97 Students</i> <b>Score: 55.7%</b> <div style="display: flex; align-items: center; gap: 10px;"> <div style="background-color: #28a745; color: white; border-radius: 10px; padding: 5px 10px;">IMPROVING</div> <div style="text-align: center;">-9.3 From Prior Year</div> <div style="color: green; font-size: 24px;">✓</div> </div>
<b>Students with IEPs</b> <i>5 out of 48 Students</i> <b>Score: 10.4%</b> <div style="display: flex; align-items: center; gap: 10px;"> <div style="background-color: #28a745; color: white; border-radius: 10px; padding: 5px 10px;">IMPROVING</div> <div style="text-align: center;">+6.6 From Prior Year</div> <div style="color: green; font-size: 24px;">✓</div> </div>	<b>Students with IEPs</b> <i>40 out of 48 Students</i> <b>Score: 83.3%</b> <div style="display: flex; align-items: center; gap: 10px;"> <div style="background-color: #28a745; color: white; border-radius: 10px; padding: 5px 10px;">IMPROVING</div> <div style="text-align: center;">-3.5 From Prior Year</div> <div style="color: green; font-size: 24px;">✓</div> </div>
<b>Economically Disadvantaged</b> <i>51 out of 295 Students</i> <b>Score: 17.3%</b> <div style="display: flex; align-items: center; gap: 10px;"> <div style="background-color: #28a745; color: white; border-radius: 10px; padding: 5px 10px;">IMPROVING</div> <div style="text-align: center;">+7.4 From Prior Year</div> <div style="color: green; font-size: 24px;">✓</div> </div>	<b>Economically Disadvantaged</b> <i>161 out of 295 Students</i> <b>Score: 54.6%</b> <div style="display: flex; align-items: center; gap: 10px;"> <div style="background-color: #28a745; color: white; border-radius: 10px; padding: 5px 10px;">IMPROVING</div> <div style="text-align: center;">-11.3 From Prior Year</div> <div style="color: green; font-size: 24px;">✓</div> </div>

\* Schools that are performing at the most positive value for a metric automatically receive a label of "Improving", even if no change in performance occurred.

# Math & Science: Every Student Performs On or Above Grade Level

## PSSA Math Proficiency, Grade 3

School Code | 8250 School Name | Edwin Forrest School

PSSA Math: % of Students Proficient or Advanced, Grade 3	PSSA Math: % of Students Below Basic, Grade 3
<b>All Students</b> <i>20 out of 121 Students</i> <b>Score: 16.5%</b> <div style="display: inline-block; border: 1px solid gray; padding: 2px;">IMPROVING</div> <span style="margin-left: 10px;">+7.3 From Prior Year</span> <span style="float: right; color: green;">✔</span>	<b>All Students</b> <i>71 out of 121 Students</i> <b>Score: 58.7%</b> <div style="display: inline-block; border: 1px solid gray; padding: 2px;">IMPROVING</div> <span style="margin-left: 10px;">-13.0 From Prior Year</span> <span style="float: right; color: green;">✔</span>
<b>Black / African American</b> <i>5 out of 37 Students</i> <b>Score: 13.5%</b> <div style="display: inline-block; border: 1px solid gray; padding: 2px;">IMPROVING</div> <span style="margin-left: 10px;">+13.5 From Prior Year</span> <span style="float: right; color: green;">✔</span>	<b>Black / African American</b> <i>26 out of 37 Students</i> <b>Score: 70.3%</b> <div style="display: inline-block; border: 1px solid gray; padding: 2px;">IMPROVING</div> <span style="margin-left: 10px;">-21.1 From Prior Year</span> <span style="float: right; color: green;">✔</span>
<b>Hispanic / Latino</b> <i>5 out of 49 Students</i> <b>Score: 10.2%</b> <div style="display: inline-block; border: 1px solid gray; padding: 2px;">IMPROVING</div> <span style="margin-left: 10px;">+6.7 From Prior Year</span> <span style="float: right; color: green;">✔</span>	<b>Hispanic / Latino</b> <i>29 out of 49 Students</i> <b>Score: 59.2%</b> <div style="display: inline-block; border: 1px solid gray; padding: 2px;">IMPROVING</div> <span style="margin-left: 10px;">-13.2 From Prior Year</span> <span style="float: right; color: green;">✔</span>
<b>Multi Racial / Other</b> Insufficient Sample	<b>Multi Racial / Other</b> Insufficient Sample
<b>White</b> Insufficient Sample	<b>White</b> Insufficient Sample
<b>American Indian / Alaskan Native</b> Insufficient Sample	<b>American Indian / Alaskan Native</b> Insufficient Sample
<b>Asian</b> Insufficient Sample	<b>Asian</b> Insufficient Sample
<b>Native Hawaiian / Pacific Islander</b> Insufficient Sample	<b>Native Hawaiian / Pacific Islander</b> Insufficient Sample
<b>English Learners</b> <i>2 out of 36 Students</i> <b>Score: 5.6%</b> <div style="display: inline-block; border: 1px solid gray; padding: 2px;">NOT IMPROVING</div> <span style="margin-left: 10px;">-4.1 From Prior Year</span> <span style="float: right; color: red;">✘</span>	<b>English Learners</b> <i>21 out of 36 Students</i> <b>Score: 58.3%</b> <div style="display: inline-block; border: 1px solid gray; padding: 2px;">IMPROVING</div> <span style="margin-left: 10px;">-6.2 From Prior Year</span> <span style="float: right; color: green;">✔</span>
<b>Students with IEPs</b> Insufficient Sample	<b>Students with IEPs</b> Insufficient Sample
<b>Economically Disadvantaged</b> <i>17 out of 104 Students</i> <b>Score: 16.4%</b> <div style="display: inline-block; border: 1px solid gray; padding: 2px;">IMPROVING</div> <span style="margin-left: 10px;">+7.5 From Prior Year</span> <span style="float: right; color: green;">✔</span>	<b>Economically Disadvantaged</b> <i>60 out of 104 Students</i> <b>Score: 57.7%</b> <div style="display: inline-block; border: 1px solid gray; padding: 2px;">IMPROVING</div> <span style="margin-left: 10px;">-15.6 From Prior Year</span> <span style="float: right; color: green;">✔</span>

\* Schools that are performing at the most positive value for a metric automatically receive a label of "Improving", even if no change in performance occurred.



# Math & Science: Every Student Performs On or Above Grade Level

## PSSA Science Proficiency, Grades 4 and 8

School Code | 8250 School Name | Edwin Forrest School

PSSA Science: % of Students Proficient or Advanced, Grades 4 & 8	PSSA Science: % of Students Below Basic, Grades 4 & 8
<b>All Students</b> 47 out of 118 Students <b>Score: 39.8%</b> <div style="display: flex; align-items: center; gap: 10px;"> <div style="background-color: #ffc107; border-radius: 10px; padding: 5px 10px;">MAINTAINING</div> <div style="text-align: right;">+0.1 From Prior Year</div> <div style="background-color: #ffc107; border-radius: 50%; width: 20px; height: 20px; display: flex; align-items: center; justify-content: center;">—</div> </div>	<b>All Students</b> 30 out of 118 Students <b>Score: 25.4%</b> <div style="display: flex; align-items: center; gap: 10px;"> <div style="background-color: #dc3545; border-radius: 10px; padding: 5px 10px;">NOT IMPROVING</div> <div style="text-align: right;">+2.1 From Prior Year</div> <div style="background-color: #dc3545; border-radius: 50%; width: 20px; height: 20px; display: flex; align-items: center; justify-content: center;">✗</div> </div>
<b>Black / African American</b> 12 out of 40 Students <b>Score: 30.0%</b> <div style="display: flex; align-items: center; gap: 10px;"> <div style="background-color: #dc3545; border-radius: 10px; padding: 5px 10px;">NOT IMPROVING</div> <div style="text-align: right;">-10.5 From Prior Year</div> <div style="background-color: #dc3545; border-radius: 50%; width: 20px; height: 20px; display: flex; align-items: center; justify-content: center;">✗</div> </div>	<b>Black / African American</b> 9 out of 40 Students <b>Score: 22.5%</b> <div style="display: flex; align-items: center; gap: 10px;"> <div style="background-color: #28a745; border-radius: 10px; padding: 5px 10px;">IMPROVING</div> <div style="text-align: right;">-1.8 From Prior Year</div> <div style="background-color: #28a745; border-radius: 50%; width: 20px; height: 20px; display: flex; align-items: center; justify-content: center;">✓</div> </div>
<b>Hispanic / Latino</b> 22 out of 51 Students <b>Score: 43.1%</b> <div style="display: flex; align-items: center; gap: 10px;"> <div style="background-color: #28a745; border-radius: 10px; padding: 5px 10px;">IMPROVING</div> <div style="text-align: right;">+15.0 From Prior Year</div> <div style="background-color: #28a745; border-radius: 50%; width: 20px; height: 20px; display: flex; align-items: center; justify-content: center;">✓</div> </div>	<b>Hispanic / Latino</b> 15 out of 51 Students <b>Score: 29.4%</b> <div style="display: flex; align-items: center; gap: 10px;"> <div style="background-color: #dc3545; border-radius: 10px; padding: 5px 10px;">NOT IMPROVING</div> <div style="text-align: right;">+1.3 From Prior Year</div> <div style="background-color: #dc3545; border-radius: 50%; width: 20px; height: 20px; display: flex; align-items: center; justify-content: center;">✗</div> </div>
<b>Multi Racial / Other</b> Insufficient Sample	<b>Multi Racial / Other</b> Insufficient Sample
<b>White</b> Insufficient Sample	<b>White</b> Insufficient Sample
<b>American Indian / Alaskan Native</b> Insufficient Sample	<b>American Indian / Alaskan Native</b> Insufficient Sample
<b>Asian</b> Insufficient Sample	<b>Asian</b> Insufficient Sample
<b>Native Hawaiian / Pacific Islander</b> Insufficient Sample	<b>Native Hawaiian / Pacific Islander</b> Insufficient Sample
<b>English Learners</b> 12 out of 32 Students <b>Score: 37.5%</b> <div style="display: flex; align-items: center; gap: 10px;"> <div style="background-color: #28a745; border-radius: 10px; padding: 5px 10px;">IMPROVING</div> <div style="text-align: right;">+20.8 From Prior Year</div> <div style="background-color: #28a745; border-radius: 50%; width: 20px; height: 20px; display: flex; align-items: center; justify-content: center;">✓</div> </div>	<b>English Learners</b> 9 out of 32 Students <b>Score: 28.1%</b> <div style="display: flex; align-items: center; gap: 10px;"> <div style="background-color: #28a745; border-radius: 10px; padding: 5px 10px;">IMPROVING</div> <div style="text-align: right;">-5.2 From Prior Year</div> <div style="background-color: #28a745; border-radius: 50%; width: 20px; height: 20px; display: flex; align-items: center; justify-content: center;">✓</div> </div>
<b>Students with IEPs</b> Insufficient Sample	<b>Students with IEPs</b> Insufficient Sample
<b>Economically Disadvantaged</b> 40 out of 99 Students <b>Score: 40.4%</b> <div style="display: flex; align-items: center; gap: 10px;"> <div style="background-color: #ffc107; border-radius: 10px; padding: 5px 10px;">MAINTAINING</div> <div style="text-align: right;">+0.6 From Prior Year</div> <div style="background-color: #ffc107; border-radius: 50%; width: 20px; height: 20px; display: flex; align-items: center; justify-content: center;">—</div> </div>	<b>Economically Disadvantaged</b> 26 out of 99 Students <b>Score: 26.3%</b> <div style="display: flex; align-items: center; gap: 10px;"> <div style="background-color: #ffc107; border-radius: 10px; padding: 5px 10px;">MAINTAINING</div> <div style="text-align: right;">-0.2 From Prior Year</div> <div style="background-color: #ffc107; border-radius: 50%; width: 20px; height: 20px; display: flex; align-items: center; justify-content: center;">—</div> </div>

\* Schools that are performing at the most positive value for a metric automatically receive a label of "Improving", even if no change in performance occurred.